

P14TG-xxxxE/Z4:1(H35)MLF



PMP-SERIES

Rev.09-2009

- ✓ 3 Watt
- ✓ 4:1 Wide Input
- ✓ Regulated
- ✓ **DIP24 Metal Case**
- ✓ **1.5 or 3.5 KV DC I/O Isolation**
- ✓ **SINGLE and DUAL Output**
- ✓ **Continuous Short Circuit Prot.**

The PMP series P14TG-xxxxE/4:1(H30)MLF is a family of cost effective 3W single & dual output DC-DC converters with a wide input Voltage of 4:1. These converters are encapsulated in an ultra miniature DIP24 plastic or metal case. High performance features: 1500VDC up to 3500VDC input/output isolation, high efficiency operation, output voltage accuracy of $\pm 1\%$ maximum, wide input range 4:1 and low output ripple and noise.

All specifications typical at $T_a=25^\circ\text{C}$, nominal input voltage and full load unless otherwise specified

Input Specifications

Voltage Range	4:1 Wide Input
Input Filter	Pi Type
Input Reflected Ripple Current ¹	35 mA pk-pk

Output Specifications

Voltage Accuracy	$\pm 1\%$
Short Circuit Protection	Indefinite (automatic recovery)
Line Regulation	$\pm 0.5\%$
Load Regulation	$\pm 0.5\%$ / $\pm 1.5\%$ (only 3.3 / ± 3.3 Vout Models)
Ripple and Noise (20Mhz bandwidth)	60 mV pk-pk
Temperature Coefficient	$\pm 0.02\%$ / $^\circ\text{C}$

General Specifications

Efficiency	See Table
I/O Isolation Voltage (3 sec.)	1500 VDC (3500 VDC optional)*
I/O Isolation Capacity	470 pF, typ.
I/O Isolation Resistance	1000 MOhm
Switching Frequency (typical)	266 kHz, typ.
Humidity	95% rel H
Reliability Calculated MTBF (MIL-HDBK-217F)	> 1.121 Mhrs

Physical Specifications

Case Material	Nickel Coated Copper
Potting Material	Epoxy (UL94V-0 rated)
Weight	~ 17g, typ.

Environment Specifications

Operating Temperature	-40 to +85 $^\circ\text{C}$ (ambient)
Maximum Case Temperature	100 $^\circ\text{C}$
Storage Temperature	-40 to +125 $^\circ\text{C}$
Cooling	Free Air Convection
RoHS Conform	Soldering 260 $^\circ\text{C}$, max. (1.5mm from case 10s.)

Selection Guide

Single/Dual Output

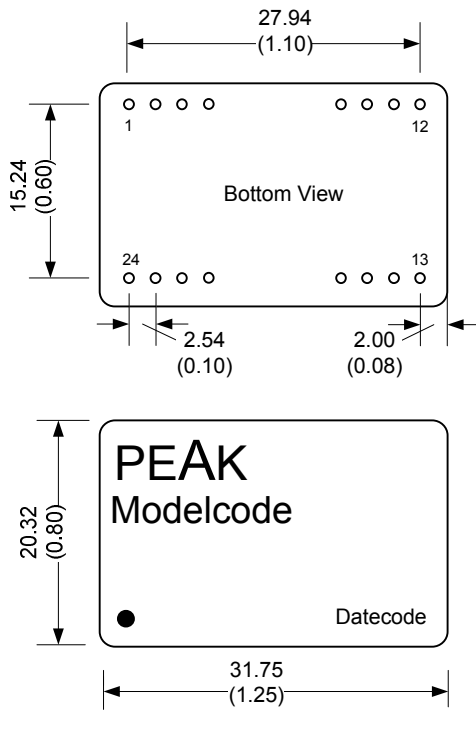
Order #	Input Voltage (VDC)	Input Current No Load (mA)	Input Current Full Load (mA)	Output Voltage (VDC)	Output Current Min. Load (mA)	Output Current Full Load (mA)	Efficiency (%)	Capacitor Load (µF) ²	
<u>SINGLE OUTPUT</u>									
P14TG-243R3E4:1MLF	9-36	16	165	3.3	0	900	75	680	
P14TG-2405E4:1MLF	9-36	16	160.3	5	0	600	78	470	
P14TG-2409E4:1MLF	9-36	16	156.3	9	0	333	80	100	
P14TG-2412E4:1MLF	9-36	16	156.3	12	0	250	80	68	
P14TG-2415E4:1MLF	9-36	16	156.3	15	0	200	80	47	
P14TG-2424E4:1MLF	9-36	16	156.3	24	0	125	80	22	
P14TG-483R3E4:1MLF	18-72	14	82.5	3.3	0	900	75	680	
P14TG-4805E4:1MLF	18-72	14	80.1	5	0	600	78	470	
P14TG-4809E4:1MLF	18-72	14	78.1	9	0	333	80	100	
P14TG-4812E4:1MLF	18-72	14	78.1	12	0	250	80	68	
P14TG-4815E4:1MLF	18-72	14	78.1	15	0	200	80	47	
P14TG-4824E4:1MLF	18-72	14	78.1	24	0	125	80	22	
<u>DUAL OUTPUT</u>									
P14TG-243R3Z4:1MLF	9-36	16	165	± 3.3	0	± 454	75	± 330	
P14TG-2405Z4:1MLF	9-36	16	160.3	± 5	0	± 300	78	± 220	
P14TG-2409Z4:1MLF	9-36	16	156.3	± 9	0	± 166	80	± 47	
P14TG-2412Z4:1MLF	9-36	16	156.3	± 12	0	± 125	80	± 33	
P14TG-2415Z4:1MLF	9-36	16	156.3	± 15	0	± 100	80	± 22	
P14TG-2424Z4:1MLF	9-36	16	156.3	± 24	0	± 63	80	± 10	
P14TG-483R3Z4:1MLF	18-72	14	83.3	± 3.3	0	± 454	75	± 330	
P14TG-4805Z4:1MLF	18-72	14	80.1	± 5	0	± 300	78	± 220	
P14TG-4809Z4:1MLF	18-72	14	78.1	± 9	0	± 166	80	± 47	
P14TG-4812Z4:1MLF	18-72	14	78.1	± 12	0	± 125	80	± 33	
P14TG-4815Z4:1MLF	18-72	14	78.1	± 15	0	± 100	80	± 22	
P14TG-4824Z4:1MLF	18-72	14	78.1	± 24	0	± 63	80	± 10	

If you need other specifications, please enquire.

*** For optional 3.5kV DC I/O Isolation, please add “H35” before MLF!**

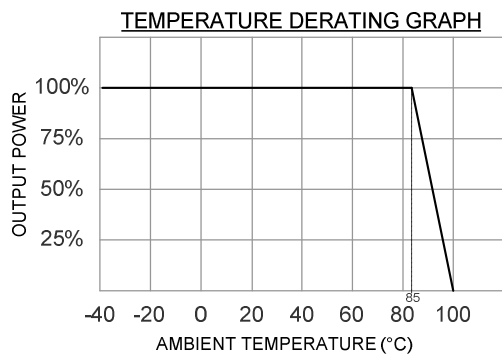
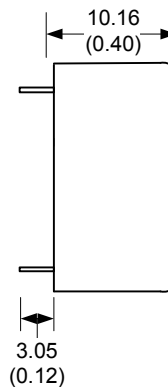
→ Example: P14TG-2405Z4:1H35MLF for 3.5kV

Package / Pinning / Derating



All dimensions are typical in millimeters (inches).
 - Pin diameter: 0.5 +/-0.05 (0.02 +/-0.002)
 - Pin pitch tolerance: +/-0.35 (+/-0.014)
 - Case tolerance +/-0.5 (+/-0.02)
 Standard Drawing
 For exact pinning please see connection table!
 Specification may change without notice.

DIP24 – METAL CASE



PIN CONNECTIONS				
#	SINGLE	DUAL	SINGLE 3.5KV	DUAL 3.5KV
1	+Vin	+Vin	Omitted	Omitted
2	N.C.	- Vout	- Vin	- Vin
3	N.C.	Common	- Vin	- Vin
9	Omitted	Omitted	Omitted	Common
10	- Vout	Common	Omitted	Omitted
11	+Vout	+Vout	N.C.	- Vout
12	- Vin	- Vin	Omitted	Omitted
13	- Vin	- Vin	Omitted	Omitted
14	+Vout	+Vout	+Vout	+Vout
15	- Vout	Common	Omitted	Omitted
16	Omitted	Omitted	- Vout	Common
22	N.C.	Common	+Vin	+Vin
23	N.C.	- Vout	+Vin	+Vin
24	+Vin	+Vin	Omitted	Omitted
others	Omitted			

App Notes:

- ¹ = Measured Input reflected ripple current with a simulated source inductance of 12uH.
- ² = Tested by nominal Vin and constant resistive load.